

ABL GOPB PENSION FUND

Nine Months Report

CONDENSED INTERIM FINANCIAL STATEMENTS
FOR THE PERIOD FROM NOVEMBER 27, 2025 TO MARCH 31, 2026

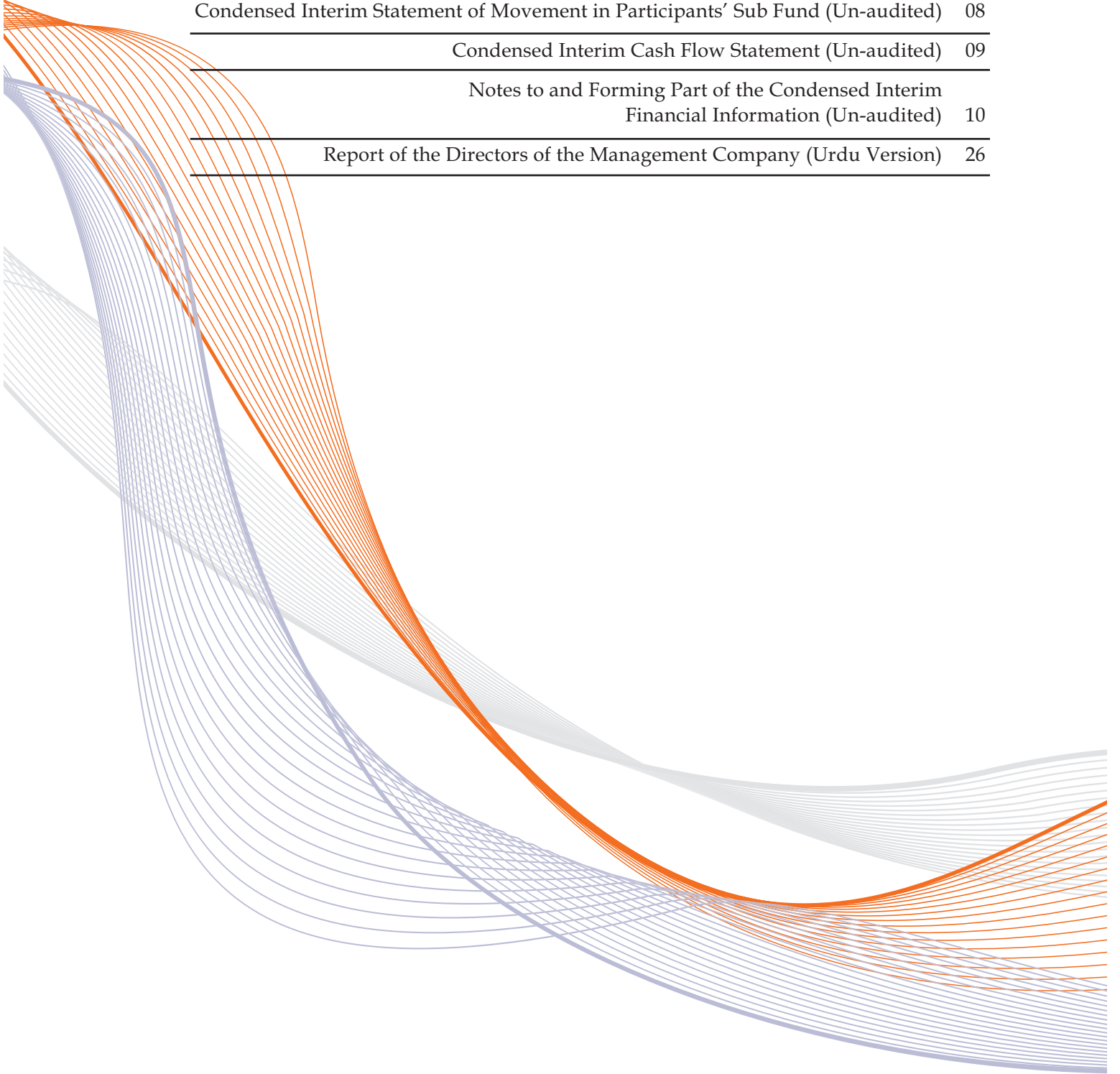


ABL Asset Management

Discover the potential

CONTENTS

Fund's Information	01
Report of the Directors of the Management Company	02
Condensed Interim Statement of Assets and Liabilities	06
Condensed Interim Income Statement (Un-audited)	07
Condensed Interim Statement of Movement in Participants' Sub Fund (Un-audited)	08
Condensed Interim Cash Flow Statement (Un-audited)	09
Notes to and Forming Part of the Condensed Interim Financial Information (Un-audited)	10
Report of the Directors of the Management Company (Urdu Version)	26



FUND'S INFORMATION

Management Company:	ABL Asset Management Company Limited Plot/Building # 14, Main Boulevard, DHA, Phase - VI, Lahore - 54810	
Board of Directors:	Mr. Muhammad Waseem Mukhtar Mr. Mohammad Naeem Mukhtar Mr. Pervaiz Iqbal Butt Mr. Kamran Nishat Mr. Aizid Razzaq Gill Mr. Shahid Amir Mr. Naveed Nasim	Chairman Non-Executive Director Independent Director Independent Director Non-Executive Director Non-Executive Director Non-Executive Director
Audit Committee:	Mr. Kamran Nishat Mr. Pervaiz Iqbal Butt Mr. Aizid Razzaq Gill Mr. Shahid Amir	Chairman Member Member Member
Human Resource and Remuneration Committee	Mr. Pervaiz Iqbal Butt Mr. Muhammad Waseem Mukhtar Mr. Kamran Nishat Mr. Naveed Nasim	Chairman Member Member Member
Board's Risk Management Committee	Mr. Aizid Razzaq Gill Mr. Pervaiz Iqbal Butt Mr. Naveed Nasim	Chairman Member Member
Board Strategic Planning & Monitoring Committee	Mr. Muhammad Waseem Mukhtar Mr. Pervaiz Iqbal Butt Mr. Kamran Nishat Mr. Shahid Amir Mr. Naveed Nasim	Chairman Member Member Member Member
Board Information Technology Committee	Mr. Kamran Nishat Mr. Mohammad Naeem Mukhtar Mr. Muhammad Waseem Mukhtar Mr. Pervaiz Iqbal Butt Mr. Aizid Razzaq Gill Mr. Naveed Nasim	Chairman Member Member Member Member Member
Chief Executive Officer of The Management Company:	Mr. Naveed Nasim	
Chief Financial Officer & Company Secretary:	Mr. Saqib Matin	
Chief Internal Auditor:	Mr. Kamran Shahzad	
Trustee:	Central Depository Company of Pakistan Limited CDC - House, Shara-e-Faisal, Karachi.	
Bankers to the Fund:	Allied Bank Limited Bank Al Falah Limited United Bank Limited	
Auditor:	Crowe Hussain Chaudhury & Co. Chartered Accountants 25 E Main Market, Gulberg II Lahore 54660, Pakistan	
Legal Advisor:	Ijaz Ahmed & Associates Advocates & Legal Consultants No. 7, 11th Zamzama Street, Phase V DHA Karachi.	
Registrar:	ABL Asset Management Company Limited L - 48, DHA Phase - VI, Lahore - 74500	



REPORT OF THE DIRECTORS OF THE MANAGEMENT COMPANY

The Board of Directors of ABL Asset Management Company Limited, the management company of ABL GOPB Pension Fund (ABL-GOPB), is pleased to present the Condensed Interim Financial Statements (un-audited) of ABL GOPB Pension Fund for 9 months ended on March 31st, 2026.

ECONOMIC PERFORMANCE REVIEW

From July to March 2026, Pakistan's economy demonstrated continued resilience and moderate recovery, building on prior stabilization gains amid a complex global environment marked by geopolitical tensions and commodity price volatility. Supported by steady remittance inflows, improved foreign reserves, and gradual industrial rebound, the country advanced in maintaining macroeconomic stability while navigating emerging challenges.

Headline inflation saw a modest uptick during 9MFY26, averaging around 5.6% YTD compared to the very low base of the previous year. Inflation rose from subdued levels in the early months to 7.0% in February and 7.3% in March 2026, reflecting the fading of favorable base effects, energy price adjustments, and external pressures from global oil and freight costs. Despite this, the trend remained far below historical highs. The State Bank of Pakistan (SBP) dropped the policy rate from 11.0% to 10.5% in December, balancing inflation risks with growth support.

The Pakistani Rupee (PKR) exhibited relative stability, trading broadly in the 278-280 range per USD. This steadiness, backed by higher reserves and remittance flows, helped anchor external confidence despite periodic pressures from import demand and global uncertainties.

Pakistan's external sector remained a key strength. Remittances surged during the eight months to approximately \$26.5 billion, up around 10.5% YoY, with strong contributions from Saudi Arabia, UAE, and the UK. Foreign Direct Investment (FDI) showed mixed performance, with some reports indicating a decline in net inflows during Jul-Feb amid global caution, though certain sectors like power and finance attracted notable interest.

By end-March 2026, total foreign exchange reserves strengthened significantly to around \$21.7 billion (with SBP holdings near \$16.4 billion), up 14.3% from the start of FY26. This bolstered external liquidity and provided a buffer against shocks. The current account recorded a modest deficit of \$700 million in 8MFY26, a shift driven by robust remittances offsetting a wider trade gap from rising imports.

The Large-Scale Manufacturing (LSM) sector posted a steady recovery, growing approximately 5.8% during Jul-Jan FY26 compared to contraction in the prior year. Key drivers included automobiles, wearing apparel, petroleum products, and food, supported by lower input costs earlier and policy measures. The Federal Board of Revenue (FBR) collected around PKR 9,307 billion during the first nine months, reflecting double-digit growth over the previous year despite missing some targets due to domestic sales slowdowns.

The International Monetary Fund (IMF) continued to serve as a policy anchor. Pakistan engaged under ongoing facilities, with discussions on reforms amid a slightly adjusted fiscal approach. The IMF projected GDP growth around 3.2% for FY26, while the government targeted higher amid Q1 acceleration to 3.7%.

With controlled (though rising) inflation, a stable exchange rate, strong remittances, and rising reserves, Pakistan's economy has sustained its stabilization momentum. The period highlighted resilience in the external account and early industrial recovery. Looking ahead, the transition toward sustained growth will require addressing fiscal

shortfalls, boosting exports, enhancing productivity, and managing external risks such as commodity volatility and regional geopolitics. Strategic reforms in taxation, energy, and investment climate, alongside infrastructure and digital push, will be essential for inclusive and resilient long-term growth.

MONEY MARKET REVIEW CONVENTIONAL

In 9MFY26, Pakistan's inflation dynamics remained broadly stable, with the Consumer Price Index (CPI) averaging 5.64% year-on-year (YoY) compared to 5.37% in the same period last year, indicating a largely flat inflation environment with a slight upward bias. While headline inflation remained contained, underlying trends improved significantly, with core inflation declining to 7.5% in 9MFY26 from 10.17% in 9MFY25, reflecting easing demand-side pressures.

From a component perspective, the primary contributors to headline inflation remained Utilities, followed by Transport, largely driven by energy-related adjustments. However, stable food prices and improved supply conditions helped contain broader inflationary pressures during the period.

On the monetary front, the State Bank of Pakistan continued its easing cycle initiated in the previous year, with the policy rate averaging 10.81% in 9MFY26, compared to 15.81% in 9MFY25. The policy rate declined modestly from 11.0% to 10.5% during the period, with the last rate cut observed in December 2025, after which the central bank adopted a cautious pause.

Moreover, foreign exchange reserves remained stable at USD 21.79 billion, supporting exchange rate stability and investor confidence.

In the government securities market, PKRV yields remained broadly stable during most of 9MFY26. At the short end, the 1-month yield remained largely flat, while 3-month and 6-month yields increased by 27bps and 75bps, respectively. Medium tenors (2Y-5Y) and longer tenors (6Y-20Y) also witnessed modest increases, reflecting cautious positioning. However, the uptick in yields was mainly concentrated toward the end of the period and was driven by recent geopolitical uncertainty, leading to a temporary spike across the curve. Overall, yields remained stable to declining during most of the period.

In the Treasury Bills segment, participation remained strong, with total bids amounting to PKR 32.07 trillion, while the government accepted PKR 14.36 trillion, reflecting an increase of 42.5% in participation and 59.4% in acceptance compared to the same period last year.

In Pakistan Investment Bonds (PIBs), total participation stood at PKR 10.00 trillion, with acceptance of PKR 3.34 trillion, marking a significant 90.7% increase in participation compared to the corresponding period last year. This indicates improved activity in longer-tenor instruments as investors gradually extended duration during the period.

MUTUAL FUNDS INDUSTRY

Total assets under management (AUMs) of Pakistan's open-end mutual fund industry recorded a healthy growth of 18% Year-to-Date (YTD) during the first eight months of FY26, increasing from PKR 3,833 billion at the end of June 2025 to PKR 4,530 billion by the end of February 2026. The primary drivers of this expansion were fixed-income oriented schemes. Income Funds witnessed strong inflows of approximately PKR 150 billion, registering a 31.2% increase YTD to close at PKR 631 billion. Investors showed clear preference for longer-duration fixed income securities in anticipation of further monetary easing by the State Bank of Pakistan. Similarly, Shariah Compliant Fixed Rate Funds posted an impressive surge of around PKR 150 billion, reflecting a remarkable 156% growth YTD, taking their AUM to PKR 245 billion. In contrast, Money Market Funds (including both conventional, Shariah compliant, and capital protected schemes) remained largely stagnant, posting a marginal increase of just 0.02% YTD to reach PKR 1,904 billion. The mutual fund industry continued to exhibit promising growth momentum, supported by rising financial awareness across the country and strong performance in the equity markets, which enhanced overall investor confidence and risk appetite.

FUND PERFORMANCE

For the 9MFY26, GOPB Pension Fund generated an annualized return of 9.29%. Out of total, 93.71% of the investment was invested in cash to augment the returns.

AUDITORS

Crowe Hussain & Co. Chartered Accountants, have been appointed as auditors for the year ending June 30, 2026 for ABL GOPB Pension Fund (ABL-GOPB).

MANAGEMENT QUALITY RATING

On October 24, 2025: The Pakistan Credit Rating Agency Limited (PACRA) has assigned the Management Quality Rating (MQR) of ABL Asset Management Company (ABL AMC) at 'AM1' (AM-One). Outlook on the assigned rating is 'Stable'

OUTLOOK & STRATEGY:

Liquidity conditions remained comfortable, with strong participation in T-bill and PIB auctions across the period.

- Early FY-26: Preference for short- to mid-tenor instruments
- Dec-Jan: Yield compression supported duration gains
- Feb-Mar: Sharp rise in yields shifted focus back to defensive positioning

Strategy Outlook:

- Maintain high liquidity and short-tenor exposure
- Avoid aggressive duration amid rising inflation
- Selectively add mid-tenor exposure on yield spikes
- Transition focus toward carry-based and reinvestment strategies

Inflation Dynamics and Policy Rate Stability

The recent trend in inflation, with the Consumer Price Index (CPI) falling to 0.7% YoY in March 2025, reflects a positive shift in macroeconomic stability. This decline, driven by improved supply dynamics and favorable base effects, is expected to continue, albeit at a moderated pace. Core inflation has shown slight increase but remains within manageable levels. The State Bank of Pakistan (SBP) has maintained its current stance of tight monetary policy which is data driven, the policy rate may decline to 10% in the coming quarters, however, we anticipate that the SBP will adopt a cautious approach by closely monitoring inflationary pressures and external economic conditions before considering any further downward adjustments to the policy rate.

Yield Curve Normalization and Investment Strategy

As the policy rate has almost been bottomed out, we expect a normalization of the yield curve, with longer-tenor instruments trading at wider positive spread over the policy rate. Shorter-tenor instruments are likely to continue trading close to the policy rate, reflecting the current liquidity environment. In light of this, we are strategically repositioning our money market portfolios by reducing duration while optimizing running yields. Our focus will shift towards 3-month and 6-month Treasury Bills (T-Bills) and fortnightly floaters, which offer attractive yields while maintaining liquidity.

For Income Funds, our focus will shift from semi-annual resetting floating rate Pakistan Investment Bonds (PIBs) to shorter-term instruments such as 3-month and 6-month T-bills, as well as fortnightly floaters. Additionally, we are actively negotiating with banks to secure deposit deals that offer profit rates exceeding T-bill yields, enabling us to capitalize on potential capital gains while enhancing the overall yield of our portfolios.

For Islamic Income Segment, our focus will shift from longer term fixed rate Sukuk to the floating rate Sukuk as the yields will start increasing after the bottom is attained. Furthermore, we will actively engage in trading of the GoP Ijarah Sukuk at appropriate yields to augment the returns. For Islamic Money Market Segment, we will continue to adopt an aggressive strategy, wherein we will invest in GoP Ijarah Sukuk to augment the returns, whereas we will adopt a cautious stance in Islamic Cash Fund with minimal to no exposure in GoP Ijarah Sukuk.

External Factors and IMF Engagement

The IMF delegation is expected to arrive in April for budgetary recommendations and this will be pivotal in shaping our outlook. While we anticipate minor challenges related to tax collection and circular debt, the recent approval of the USD 40 billion Pakistan Partnership Framework by the World Bank and the extension of a USD 2 billion deposit by the UAE are positive developments that bolster our foreign reserves. The current account surplus, supported by robust remittances and export growth, further enhances our economic outlook.

We remain cautious about the potential impact of external debt servicing on our foreign reserves as the world is moving toward a new multipolar era already marked by the highest level of geopolitical tensions and major power competition in decades.

Investment Opportunities and Risk Management

In light of the current market conditions, we are actively negotiating with banks to secure deposit deals that offer profit rates exceeding T-Bill yields. This strategy will enable us to capitalize on shorter-end opportunities while enhancing the running yields of our portfolios. We will continue to exercise prudence in our investment decisions, avoiding overexposure to market expectations of a single-digit policy rate without substantial macroeconomic support.

In conclusion, our outlook for the money market and fixed income segment from July 2024 to March 2025 is characterized by a balanced approach, leveraging opportunities while remaining vigilant to potential risks. We are committed to navigating the evolving landscape with a focus on optimizing returns and maintaining liquidity in our portfolios.

ACKNOWLEDGEMENT

The Board of Directors of the Management Company thanks the Securities & Exchange Commission of Pakistan for their valuable support, assistance and guidance. The Board also thanks the employee of the Management Company and the Trustee, for their dedication and hard work, and the unit holders, for their confidence in the management company.

For & on behalf of the Board



The Director
Lahore, April 28, 2026




Mr. Naveed Nasim
Chief Executive Officer

ABL GOPB PENSION FUND
CONDENSED INTERIM STATEMENT OF ASSETS AND LIABILITIES
AS AT MARCH 31, 2026

	Note	(Un-audited) March 31, 2026 Money Market Sub-Fund Rupees in '000
ASSETS		
Bank balances	4	540
Profit receivable	5	16
Deposits and other receivables	6	20
Total assets		576
LIABILITIES		
Payable to ABL Asset Management Company Limited - Pension Fund Manager	7	60
Payable to Central Depository Company of Pakistan Limited - Trustee	8	-
Payable to the Securities and Exchange Commission of Pakistan (SECP)	9	-
Total liabilities		60
NET ASSETS		516
PARTICIPANTS' SUB - FUND (AS PER STATEMENT ATTACHED)		516
CONTINGENCIES AND COMMITMENTS	10	
		Number of Units
NUMBER OF UNITS IN ISSUE	11	5,000
		--Rupees--
NET ASSET VALUE PER UNIT		103.1829

The annexed notes 1 to 21 form an integral part of these financial statements.

For ABL Asset Management Company Limited
(Pension Fund Manager)



Saqib Matin
Chief Financial Officer



Naveed Nasim
Chief Executive Officer




Pervaiz Iqbal Butt
Director

ABL GOPB PENSION FUND
CONDENSED INTERIM INCOME STATEMENT (UN-AUDITED)
FOR THE PERIOD FROM NOVEMBER 27, 2025 TO MARCH 31, 2026

	Note	For the period from November 27, 2025 to March 31, 2026
		Money Market Sub- Fund
		Rupees in '000
Income		
Profit on savings account		16
Total income		<u>16</u>
Expenses		
Remuneration of Central Depository Company of Pakistan Limited - Trustee	8.1	-
Sindh Sales Tax on remuneration of the Trustee	8.2	-
Annual fees to the Securities and Exchange Commission of Pakistan (SECP)	9.1	-
Printing charges		-
Total operating expenses		<u>-</u>
Net income for the period before taxation		<u>16</u>
Taxation	13	-
Net income for the period after taxation		<u>16</u>
Other comprehensive income for the period		-
Total comprehensive income for the period		<u><u>16</u></u>

The annexed notes 1 to 21 form an integral part of these financial statements.

For ABL Asset Management Company Limited
(Pension Fund Manager)



Saqib Matin
Chief Financial Officer



Naveed Nasim
Chief Executive Officer



Pervaiz Iqbal Butt
Director


ABL GOPB PENSION FUND
CONDENSED INTERIM STATEMENT OF MOVEMENT IN UNIT PARTICIPANTS' SUB FUND (UN-AUDITED)
FOR THE PERIOD FROM NOVEMBER 27, 2025 TO MARCH 31, 2026

For the period from November 27, 2025 to March 31, 2026
Money Market Sub- Fund
Rupees in '000

Net assets at the beginning of the period	-
Amount received on issuance of units - (5,000 units)	500
Amount paid on redemption of units	-
	500
Total comprehensive income for the period	16
Net assets at the end of the period	516

The annexed notes 1 to 21 form an integral part of these financial statements.

For ABL Asset Management Company Limited
(Pension Fund Manager)



Saqib Matin
Chief Financial Officer



Naveed Nasim
Chief Executive Officer




Pervaiz Iqbal Butt
Director

**ABL GOPB PENSION FUND
CONDENSED INTERIM CASH FLOW STATEMENT (UN-AUDITED)
FOR THE PERIOD FROM NOVEMBER 27, 2025 TO MARCH 31, 2026**


	Note	For the period from November 27, 2025 to March 31, 2026 Money Market Sub- Fund Rupees in '000
CASH FLOWS FROM OPERATING ACTIVITIES		
Net income for the period before taxation		16
Adjustments for:		
Profit on savings account		(16)
Increase in assets		
Deposits and other receivables		(20)
Increase in liabilities		
Payable to ABL Asset Management Company Limited - Pension Fund Manager		60
Net cash generated from operating activities		40
CASH FLOWS FROM FINANCING ACTIVITIES		
Receipts from issuance of units		500
Net cash generated from financing activities		500
Net increase in cash and cash equivalents		540
Cash and cash equivalents at the beginning of the period		-
Cash and cash equivalents at the end of the period	4	540

The annexed notes 1 to 21 form an integral part of these financial statements.

For ABL Asset Management Company Limited
(Pension Fund Manager)



Saqib Matin
Chief Financial Officer



Naveed Nasim
Chief Executive Officer



Pervaiz Iqbal Butt
Director

ABL GOPB PENSION FUND

NOTES TO AND FORMING PART OF THE CONDENSED INTERIM FINANCIAL STATEMENTS (UN-AUDITED) FOR THE PERIOD FROM NOVEMBER 27, 2025 TO MARCH 31, 2026

1 LEGAL STATUS AND NATURE OF BUSINESS

- 1.1 ABL GOPB Pension Fund (the Fund) is an open ended Voluntary Pension Fund constituted under a Trust Deed executed between ABL Asset Management Company Limited as the Pension Fund Manager and Central Depository Company of Pakistan Limited as the Trustee. The Trust Deed was executed on October 28, 2025 under the Voluntary Pension System Rules, 2005 (VPS Rules). The Securities and Exchange Commission of Pakistan (SECP) has authorised constitution of the Trust Deed vide letter no. CS/SECP/PD/ABL-GOPB/2025/178/290 dated September 11, 2025 under the VPS Rules. The Pension Fund Manager of the Fund has been licensed to act as a Pension Fund Manager under the VPS Rules through a certificate of registration issued by the SECP. The Fund has been registered as a trust under the Punjab Trusts (Amendment) Act, 2022. The registered office of the Pension Fund Manager is situated at Plot No. 14, Main Boulevard, DHA Phase 6, Lahore.
- 1.2 The contributions in the Fund can be made by the participants of the Fund who shall be the employees of Punjab Government appointed / recruited under the Punjab Civil Servants (Amendment) Ordinance, 2023 or employees of Punjab Government, regularized as civil servant through any legal instrument, issued after coming into force of the Punjab Civil Servants (Amendment) Ordinance, 2023 irrespective of the effective date of regularization (collectively referred to as "Employees").
- 1.3 The objective of the Fund is to provide Employees with an individualized, funded (based on defined contribution) as well as flexible pension scheme which is managed by professional investment managers to assist them to plan and provide for their retirement. The design of the scheme empowers the Employees to invest their pensions as per their desired asset allocations.
- 1.4 The title to the assets of the Fund is held in the name of Central Depository Company of Pakistan Limited as the Trustee of the Fund.
- 1.5 The Pension Fund Manager has been assigned a quality rating of 'AM1' by Pakistan Credit Rating Agency (PACRA) dated October 24, 2025.
- 1.6 As per the offering document approved by the SECP, the accounting period, in case of the first such period, shall commence from the date on which the trust property is first paid or transferred to the Trustee. Accordingly, these condensed interim financial statements have been prepared from November 27, 2025 to December 31, 2025.
- 1.7 The Pension Fund comprises of four sub-funds namely, ABL GOPB Pension Fund Equity Sub-Fund, ABL GOPB Pension Fund Debt Sub-Fund, ABL GOPB Pension Fund Money Market Sub-Fund and ABL GOPB Pension Fund Equity Index Fund (collectively the "Sub-Funds"). As at December 31, 2025 the Fund has launched only one Sub-Fund namely ABL GOPB Pension Fund Money Market Sub-Fund. The investment policy of the Sub-Fund is as follows:

ABL GOPB Pension Fund - Money Market Sub-Fund

The weighted average time to maturity of assets of Money Market Sub-Fund shall not exceed ninety (90) days. Time to maturity of any asset in the portfolio of Money Market Sub-Fund shall not exceed six (6) months. There shall be no limit with respect to investment in the Federal Government securities. Investments may be made in debt securities of any single company up to ten percent (10%) of net assets of a Money Market Sub-Fund or issue size of that debt security, whichever is lower. At least ten per cent (10%) Net Assets of the Money Market Sub-Fund shall be invested in debt securities issued by the Federal Government or keep as deposits with scheduled commercial banks which are rated not less than "AA" by a rating agency registered with the Commission.

2 BASIS OF PREPARATION

2.1 Statement of compliance

These condensed interim financial statements have been prepared in accordance with the accounting and reporting standards as applicable in Pakistan for interim financial reporting. The accounting and reporting standards applicable in Pakistan comprise of:

- International Financial Reporting Standards (IFRS Accounting Standards) issued by the International Accounting Standards Board (IASB) as notified under the Companies Act, 2017;

- Provisions of and directives issued under the Companies Act, 2017 along with part VIIIA of the repealed Companies Ordinance, 1984; and
- Voluntary Pension System Rules, 2005 (the VPS Rules), the Non Banking Finance Companies and Notified Entities Regulations, 2008 (the NBFC Regulations) and the requirements of the Trust Deed.

Where provisions of and directives issued under the Companies Act, 2017, part VIIIA of the repealed Companies Ordinance, 1984, the VPS Rules, the Regulations and the requirements of the Trust Deed differ from the IFRS Standards, the provisions of and directives issued under the Companies Act, 2017, part VIIIA of the repealed Companies Ordinance, 1984, the VPS rules and requirements of the Trust Deed have been followed.

2.2 Standards, interpretations and amendments to published accounting and reporting standards that are not yet effective:

There are certain new standards and amendments to the published accounting and reporting standards that will be applicable to the Fund for its annual periods beginning on or after July 1, 2026. However, these are not considered to be relevant or will not have any material effect on the Fund's financial statements except for:

- The new standard - IFRS 18 Presentation and Disclosure in Financial Statements (IFRS 18) (published in April 2024) with applicability date of January 1, 2027 by IASB. IFRS 18 when adopted and applicable shall impact the presentation of 'Income Statement' with certain additional disclosures in the financial statements; and
- Amendments to IFRS 9 'Financial Instruments' which clarify the date of recognition and derecognition of a financial asset or financial liability including settlement of liabilities through banking instruments and channels including electronic transfers with effective date of January 1, 2026. The amendment when applied may impact the timing of recognition and derecognition of financial liabilities.

2.3 Critical accounting estimates and judgments

The preparation of financial statements in conformity with the accounting and reporting standards requires the management to make judgments, estimates and assumptions that affect the application of policies and reported amounts of assets, liabilities, income and expenses. The estimates, judgments and assumptions are based on historical experience and various other factors including expectations of future events that are believed to be reasonable under the circumstances, the results of which form the basis of making judgments about carrying values of assets and liabilities. The estimates and underlying assumptions are reviewed on an ongoing basis. Revisions to accounting estimates are recognised in the year in which the estimate is revised if the revision affects only that year, or in the year of revision and future years if the revision affects both current and future years.

The estimates and judgments that have a significant effect on the financial statements of the Fund relate to classification and valuation of financial assets (note 3.2) and financial liabilities (note 3.3).

2.4 Accounting convention

These financial statements have been prepared under the historical cost convention except for the investments which have been carried at fair value.

2.5 Functional and presentation currency

Items included in these financial statements are measured using the currency of the primary economic environment in which the Fund operates. These financial statements are presented in Pakistani Rupee, which is the Fund's functional and presentation currency.

3 MATERIAL ACCOUNTING POLICY INFORMATION

The material accounting policies applied in the preparation of these financial statements are set out below.

3.1 Cash and cash equivalents

These comprise balances with banks in savings and current accounts and other short-term highly liquid investments with original maturities of three months or less.

3.2 Financial assets

3.2.1 Initial recognition and measurement

Financial assets are recognised at the time the Fund becomes a party to the contractual provisions of the instruments. These are initially recognised at fair value plus transaction costs except for financial assets carried 'at fair value through profit or loss'. Financial assets carried 'at fair value through profit or loss' are initially recognised at fair value and transaction costs are recognised in the income statement.

3.2.2 Classification and subsequent measurement

3.2.2.1 Debt instruments

IFRS 9 has provided a criteria for debt securities whereby these debt securities are classified:

- at amortised cost; or
- at fair value through other comprehensive income "(FVOCI)"; or
- at fair value through profit or loss "(FVPL)"

based on the business model of the entity.

However, IFRS 9 also provides an option whereby securities managed as a portfolio or group of assets and whose performance is measured on a fair value basis, to be recognised at FVPL. The Money Market Sub-Fund primarily invest in debt securities and its performance is measured on a fair value basis. Hence, the management has classified the debt securities invested through Money Market Sub-Fund as FVPL.

3.2.2.2 Equity instruments

Equity instruments are instruments that meet the definition of equity from the issuer's perspective and are instruments that do not contain a contractual obligation to pay and that evidence a residual interest in the issuer's net assets.

All equity investments are required to be measured in the Statement of Assets and Liabilities at fair value, with gains and losses recognised in the income statement, except where an irrevocable election has been made at the time of initial recognition to measure the investment at FVOCI. As at March 31, 2026, the Fund has no equity sub-Fund in issue.

The dividend income for equity securities classified under FVPL is recognised in the income statement.

3.2.3 Impairment

The Fund assesses on a forward-looking basis the expected credit losses (ECL) associated with its financial assets (other than debt instruments) carried at amortised cost and FVOCI. The Fund recognises a loss allowance for such losses at each reporting date. The measurement of ECL reflects:

- An unbiased and probability-weighted amount that is determined by evaluating a range of possible outcomes;
- The time value of money; and
- Reasonable and supportable information that is available without undue cost or effort at the reporting date about past events, current conditions and forecasts of future economic conditions.

The Fund considers that a financial asset is in default when the counterparty fails to make contractual payments within 90 days of when they fall due. Further, financial assets are written off by the Fund, in whole or part, when it has exhausted all practical recovery efforts and has concluded that there is no reasonable expectation of recovery.

3.2.3.1 Impairment on debt securities

Provision for non-performing debt securities is made on the basis of time-based criteria as prescribed by the SECP and based on the management's assessment made in line with its provisioning policy approved by the Board of Directors of the Pension Fund Manager in accordance with the guidelines issued by SECP. Impairment losses recognised on debt securities can be reversed through the income statement.

As allowed by the SECP, the Pension Fund Manager may make provision against debt securities over and above the minimum provision requirement prescribed by the SECP, considering the specific credit and financial condition of the debt security and in accordance with the provisioning policy duly approved by the Board of Directors.

3.2.4 Regular way contracts

All regular way purchases and sales of financial assets are recognised on the trade date i.e. the date on which the Fund commits to purchase or sell the asset.

3.2.5 Derecognition

Financial assets are derecognised when the rights to receive cash flows from the financial assets have expired or have been transferred and the Fund has transferred substantially all risks and rewards of ownership. Any gain or loss on derecognition of financial assets is taken to the income statement.

3.3 Financial liabilities

3.3.1 Classification and subsequent measurement

Financial liabilities are recognised at the time when the Fund becomes a party to the contractual provisions of the instruments. These are initially recognised at fair value and subsequently stated at amortised cost.

3.3.2 Derecognition

A financial liability is derecognised when the obligation under the liability is discharged, cancelled or expired. Any gain or loss on derecognition of financial liabilities is taken to the income statement.

3.4 Offsetting of financial assets and financial liabilities

Financial assets and financial liabilities are offset and the net amount is reported in the statement of assets and liabilities when there is a legally enforceable right to set off the recognised amounts and there is an intention to settle on a net basis, or to realise the assets and settle the liabilities simultaneously.

3.5 Provisions

Provisions are recognised when the Fund has a present, legal or constructive, obligation as a result of past events, it is probable that an outflow of resources embodying economic benefits will be required to settle the obligation and a reliable estimate of the obligation can be made. Provisions are regularly reviewed and adjusted to reflect the current best estimate.

3.6 Taxation

The income of the Fund is exempt from income tax under clause 57 (3) (viii) of the Part I of the Second Schedule to the Income Tax Ordinance, 2001.

The Fund is also exempt from the provisions of section 113 (minimum tax) under clause 11A (i) of Part IV of the Second Schedule to the Income Tax Ordinance, 2001.

3.7 Revenue recognition

- Gains / (losses) on sale of investments is recorded in the income statement on the date on which the transaction takes place.
- Profit on bank balances in savings account is recognised on a time proportion basis using effective yield method.
- Unrealised gains / (losses) arising on re-measurement of investments classified as 'financial assets' at fair value through profit or loss' are recorded in the period in which these arise.

3.8 Expenses

All expenses chargeable to the Fund including remuneration of the Pension Fund Manager and Trustee and annual fee of SECP are recognised in the income statement on an accrual basis.

3.9 Issue, allocation, reallocation and redemption of units

Contribution received in the individual pension account after deduction of applicable front end fee is used to purchase the units of sub-funds of the pension fund according to the allocation scheme selected by the participant. The units are allotted at the net asset value notified by the Pension Fund Manager at the close of the business day in the sub-fund on the date on which funds are actually realised against application. The front end fee is payable to the distributors and

the Pension Fund Manager.

In case of withdrawal before retirement, units are redeemed at the net asset value of the sub-fund as of the close of the business day on which such request is received by the distributor before the cut off time. Redemption of units is recorded on acceptance of application for redemption.

In case of retirement of the participant, units are redeemed at the net asset value of each of the sub-fund as of the close of the business day on which retirement age is reached.

A participant can transfer his individual pension account with the Pension Fund Manager to another Pension Fund Manger or from one pension fund to another pension fund. Units are redeemed at the net asset value of each of the sub-fund as of the close of the business day corresponding to the date of change specified by the participant in accordance with the VPS Rules.

3.10 Net asset value (NAV) per unit

The net asset value (NAV) per unit for each sub-fund, as disclosed in the statement of assets and liabilities is calculated by dividing the net assets of the sub-fund by the number of units in issue of the respective sub-fund at the reporting date.

3.11 Earnings / (loss) per unit

Earnings / (loss) per unit is calculated by dividing the net income / (loss) of the period after taxation of the sub-fund by the weighted average number of units outstanding during the year for the sub-fund.

Earnings / (loss) per unit (EPU) has not been disclosed as, in the opinion of the management, the determination of cumulative weighted average number of outstanding units for calculating EPU is not practicable.

	Note	March 31, 2026 Money Market Sub-Fund Rupees in '000
4 BANK BALANCES		
In savings account	4.1	540
4.1		
These include balances of Rs 0.520 million maintained with Allied Bank Limited (a related party) that carry profit rate of 9.50% per annum. Other savings accounts of the Fund carry profit rate 9.00% per annum.		
5 PROFIT RECEIVABLE		March 31, 2026 Money Market Sub-Fund Rupees in '000
Profit receivable on:		
Bank balances		16
		16
6 OTHER RECEIVABLE		March 31, 2026 Money Market Sub-Fund Rupees in '000
Deposits and other receivables		20
		20
7 PAYABLE TO ABL ASSET MANAGEMENT COMPANY LIMITED - PENSION FUND MANAGER	Note	March 31, 2026 Money Market Sub-Fund Rupees in '000
Payable to Management company		60
		60

		March 31, 2026
		Money Market Sub-Fund
		Rupees in '000
8	PAYABLE TO CENTRAL DEPOSITORY COMPANY OF PAKISTAN LIMITED - TRUSTEE - RELATED PARTY	Note
	Trustee fee payable	8.1 -
	Sindh Sales Tax payable on trustee fee	8.2 -
		<u>-</u>

8.1 The Trustee is entitled to a monthly remuneration for services rendered to the Sub-Fund under the provisions of the Trust Deed as per the tariff specified therein which is charged in proportion to the net assets of the Sub-Fund at the following rates:

Net assets (Rs.)	Tariff
- up to Rs. 1,000 million	Rs. 0.3 million or 0.15% per annum of net assets, whichever is higher
- exceeding Rs 1,000 million and upto Rs 3,000 million	Rs. 1.5 million plus 0.10% per annum of net assets, on amount exceeding Rs 1,000 million
- exceeding Rs 3,000 million and upto Rs 6,000 million	Rs. 3.5 million plus 0.08% per annum of net assets, on amount exceeding Rs 3,000 million
- exceeding Rs 6,000 million	Rs. 5.9 million plus 0.06% per annum of net assets, on amount exceeding Rs 6,000 million

		March 31, 2026
		Money Market Sub-Fund
		Rupees in '000
9	PAYABLE TO THE SECURITIES AND EXCHANGE COMMISSION OF PAKISTAN (SECP)	Note
	Annual fee payable	9.1 -

9.1 In accordance with the Voluntary Pension System Rules, 2005, each Sub-Fund is required to pay annual fee to the Securities and Exchange Commission of Pakistan (SECP) at the rate of one twenty-fifth of one percent (0.04%) of average annual net assets of the Sub-Fund.

10 CONTINGENCIES AND COMMITMENTS

There were no contingencies and commitments outstanding as at March 31, 2026.

		March 31, 2026
		Money Market Sub-Fund
		Number
11	NUMBER OF UNITS IN ISSUE	
	Total units in issue at the beginning of the period	-
	Add: Issuance of units during the period	5,000
	Total units in issue at the end of the period	<u>5,000</u>

		March 31, 2026	
		Money Market Sub-Fund	
		Units	Rupees in '000
12	CONTRIBUTION TABLE		
	From :		
	ABL Asset Management Company Limited - associated company	5,000	516
		<u>5,000</u>	<u>516</u>

13 TAXATION

The income of the Fund is exempt from taxation under Clause 57 (3) (viii) part 1 of the Second Schedule to the Income Tax Ordinance , 2001

The income of the Fund is also exempt from the provisions of section 113 (minimum tax) under clause (IIA)(i) of Part IV of the Second Schedule to the Income Tax Ordinance, 2001.

14 TOTAL EXPENSE RATIO

The annualised total expense ratio (TER) of the Money Market Sub-Fund for the period ended March 31, 2026 is 0.13% which includes 0.04% representing Government levies on the Sub-Fund such as sales tax and annual fee to the SECP etc. This ratio is within the maximum limit of 2% (excluding government levies) prescribed under the NBFC Regulations for a Money Market Sub-Fund.

15 TRANSACTIONS WITH CONNECTED PERSONS / RELATED PARTIES

Connected persons include ABL Asset Management Company Limited being the Pension Fund Manager, the Central Depository Company of Pakistan Limited being the Trustee, other collective investment schemes managed by the Pension Fund Manager, any entity in which the Pension Fund Manager, its CISs or their connected persons have material interest, any person or company beneficially owning directly or indirectly ten percent or more of the capital of the Pension Fund Manager or the net assets of the Fund, directors and their close family members and key management personnel of the Pension Fund Manager.

Transactions with connected persons are executed on an arm's length basis and essentially comprise sale and redemption of units, fee on account of managing the affairs of the Fund, other charges and distribution payments to connected persons. The transactions with connected persons are in the normal course of business, at contracted rates and at terms determined in accordance with market rates.

Remuneration to the Pension Fund Manager of the Fund is determined in accordance with the provisions of the VPS Rules, 2005 and the Trust Deed of the Fund.

- 15.1 The details of transactions carried out by the Fund with connected persons during the period and balances with them as at period end are as follows:

	For the period from November 27, 2025 to March 31, 2026 Money Market Sub-Fund Rupees in '000'
Transactions during the period	
ABL Asset Management Company Limited - Pension Fund Manager	
Issuance 5,000 units-Money Market Sub Fund	500
Allied Bank Limited	
Profit on savings account	16
Balances as at period end	
ABL Asset Management Company Limited - Pension Fund Manager	
Outstanding 5,000 units-Money Market Sub Fund	516
Allied Bank Limited	
Balance with bank	520
Profit receivable on savings account	16

- 15.2 Other balances due to / from related parties / connected persons are disclosed in the respective notes to the financial statements.

16 FINANCIAL INSTRUMENTS BY CATEGORY

Particulars	March 31, 2026			Total
	Money Market Sub-Fund		Sub total	
	At amortised cost	At fair value through profit or loss		
----- Rupees in '000 -----				
Financial assets				
Bank balances	540	-	540	540
Profit receivable	16	-	16	16
Deposits and other receivables	20	-	20	20
	<u>576</u>	<u>-</u>	<u>576</u>	<u>576</u>
Financial liabilities				
Payable to ABL Asset Management Company Limited - Pension Fund Manager	60	-	60	60
	<u>60</u>	<u>-</u>	<u>60</u>	<u>60</u>

17 FINANCIAL RISK MANAGEMENT OBJECTIVES AND POLICIES

The Fund's objective in managing risk is the creation and protection of participants' value. Risk is inherent in the Fund's activities, but it is managed through monitoring and controlling activities which are primarily set up to be performed based on limits established by the Pension Fund Manager, the constitutive documents of the Fund and the regulations and directives of the SECP. These limits reflect the business strategy and market environment of the Fund as well as the level of the risk that the Fund is willing to accept. The Board of Directors of the Pension Fund Manager supervises the overall risk management approach within the Fund. The Fund is exposed to market risk, liquidity risk and credit risk arising from the financial instruments it holds.

17.1 Market risk

Market risk is the risk that the fair value or future cash flows of a financial instrument will fluctuate as a result of changes in market prices.

The Pension Fund Manager manages the market risk through diversification of the investment portfolio and by following the internal guidelines established by the Investment Committee.

Market risk comprises of three types of risk: currency risk, yield / interest rate risk and price risk.

(i) Yield / interest rate risk

Yield / interest rate risk is the risk that the fair value or future cash flows of a financial instrument will fluctuate as a result of changes in market interest rates. As of March 31, 2026, the Sub-Fund is exposed to such risk on bank balances only. The Investment Committee of the Sub-Fund reviews the portfolio of the Sub-Fund on a regular basis to ensure that the risk is managed within the acceptable limits.

a) Sensitivity analysis for variable rate instruments

The Sub-Fund holds balances with banks which expose the Sub-Fund to cash flow interest rate risk. In case of 100 basis points increase / decrease in applicable rates as at the reporting date with all other variables held constant, the net income/loss for the period and net assets of the Money Market Sub-Fund would have been higher / lower by Rs 0.005 million.

b) Sensitivity analysis for fixed rate instruments

The Sub-Fund does not hold any investment in fixed rate instruments which expose the Sub-Fund to fair value interest rate risk.

Yield / interest rate sensitivity position for on-balance sheet financial instruments is based on the earlier of contractual repricing or maturity date and for off balance sheet financial instruments is based on the settlement date.

The Sub-Fund's interest rate sensitivity related to financial assets and financial liabilities as at March 31, 2026 can be determined as follows:

ABL GOPB Pension Fund - Money Market Sub-Fund

March 31, 2026					
Effective interest rate	Exposed to yield / interest rate risk			Not exposed to yield / interest rate risk	Total
	Upto three months	More than three months and up to one year	More than one year		
----- Rupees in '000 -----					
Financial assets					
Bank balances	9.50%	540	-	-	540
Profit receivable		-	-	16	16
Deposits and other receivables		-	-	20	20
		540	-	36	576
Financial liabilities					
Payable to ABL Asset Management Company Limited - Pension Fund Manager		-	-	60	60
		-	-	60	60
On-balance sheet gap		540	-	(24)	516
Total interest rate sensitivity gap		540	-	-	
Cumulative interest rate sensitivity gap		540	540	540	

(ii) Currency risk

Currency risk is the risk that the fair value or future cash flows of a financial instrument will fluctuate as a result of changes in foreign exchange rates. The Sub-Fund does not have any financial instruments in foreign currencies and hence is not exposed to such risk.

(iii) Price risk

Price risk is the risk that the fair value or future cash flows of a financial instrument will fluctuate because of changes in market prices (other than those arising from interest rate risk or currency risk) whether those changes are caused by factors specific to the individual financial instrument or its issuer, or factors affecting all similar financial instruments traded in the market. Presently, the portfolio of the Fund is not exposed to price risk.

17.2 Liquidity risk

Liquidity risk is the risk that the Sub-Fund may not be able to generate sufficient cash resources to settle its obligations in full as they fall due or can only do so on terms that are materially disadvantageous to the Sub-Fund.

The Sub-Fund is exposed to redemptions of its redeemable units on a regular basis. The Sub-Fund's approach to managing liquidity is to ensure, as far as possible, that the Sub-Fund will always have sufficient liquidity to meet its liabilities when due under both normal and stressed conditions. The Sub-Fund's policy is, therefore, to invest the majority of its assets either in short term instruments or in investments that are traded in an active market and can be readily disposed and are considered readily realisable in order to maintain liquidity.

The Sub-Fund can borrow in the short term to ensure settlement in Sub-Funds. The maximum amount available to the Sub-Funds from the borrowing would be limited to fifteen percent of its net assets upto 90 days and would be secured by the assets of the Sub-Funds. The facility would bear borrowing cost at commercial rates. However, no borrowing was obtained by any Sub-Fund during the current period.

In order to manage the Fund's overall liquidity, the Fund may also withhold daily redemption requests in excess of ten percent of the units in issue and such requests would be treated as redemption requests qualifying for being processed on the next business day. Such procedure would continue until the outstanding redemption requests come down to a level below ten percent of the units then in issue. The Fund did not withhold any redemptions during the period.

The table below summarises the maturity profile of the Fund's financial instruments. The analysis into relevant maturity groupings is based on the remaining period at the end of the reporting period to the contractual maturity date. However, assets and liabilities that are receivable / payable on demand including bank balances have been included in the maturity grouping of one month.

ABL GOPB Pension Fund - Money Market Sub-Fund

March 31, 2026						
Within one month	More than one month and upto three months	More than three months and upto one year	More than one year and upto five years	More than five years	Financial instruments with no fixed maturity	Total
----- Rupees in '000 -----						
Financial assets						
Bank balances	540	-	-	-	-	540
Profit receivable	16	-	-	-	-	16
Deposits and other receivables	20	-	-	-	-	20
	576	-	-	-	-	576
Financial liabilities						
Payable to ABL Asset Management Company Limited - Pension Fund Manager	60	-	-	-	-	60
	60	-	-	-	-	60
Net financial assets	516	-	-	-	-	516

17.3 Credit risk

Credit risk is the risk that the counterparty to a financial instrument will cause a financial loss to the Sub-Fund by failing to discharge its obligation as it falls due. The credit risk in Sub-Fund mainly arises from deposits with banks. The balance in bank is kept with related party. The table below analyses the Sub-Fund's maximum exposure to credit risk:

	March 31, 2026	
	Balance as per statement of assets and liabilities	Maximum exposure to credit risk
----- Rupees in '000 -----		
Money Market Sub-Fund		
Bank balances	540	540
Profit receivable	16	16
	556	556

The maximum exposure to credit risk before any credit enhancement as at March 31, 2026 is the carrying amount of balance maintained with bank and profit receivable

17.3.1 Credit quality of financial assets

The Fund's credit risk arises mainly on account of its placements in banks and profit receivable. The credit rating profile of balances with banks is as follows:

Name of bank	March 31, 2026		
	Rating agency	Latest available published rating	Percentage
Allied Bank Limited	PACRA	AAA	96.30%
United Bank Limited	VIS	AAA	3.70%
			100.00%

17.3.2 Concentration of credit risk

Concentration of credit risk exists when changes in economic or industry factors similarly affect groups of counter parties whose aggregate credit exposure is significant in relation to the Sub-Fund's total credit exposure. The Sub-Fund's portfolio of financial assets is mainly held with credit worthy counterparties thereby mitigating any credit risk.

18 FAIR VALUE MEASUREMENT

Fair value is the price that would be received to sell an asset or paid to transfer a liability in an orderly transaction between market participants at the measurement date. Consequently, differences can arise between carrying values

and the fair value estimates.

Underlying the definition of fair value is the presumption that the Fund is a going concern without any intention or requirement to curtail materially the scale of its operations or to undertake a transaction on adverse terms.

Financial assets which are tradable in an open market are revalued at the market prices prevailing on the statement of assets and liabilities date. The estimated fair value of all other financial assets and liabilities is considered not to be significantly different from the respective book values.

Fair value hierarchy

International Financial Reporting Standard 13, 'Fair Value Measurement' requires the Fund to classify assets using a fair value hierarchy that reflects the significance of the inputs used in making the measurements. The fair value hierarchy has the following levels:

Level 1: quoted prices (unadjusted) in active markets for identical assets or liabilities;

Level 2: inputs other than quoted prices included within level 1 that are observable for the asset or liability either directly (i.e. as prices) or indirectly (i.e. derived from prices); and

Level 3: inputs for the asset or liability that are not based on observable market data (i.e. unobservable inputs).

As at March 31, 2026, the Sub-Fund has no financial instrument carried at fair value.

19 PARTICIPANTS' SUB-FUND RISK MANAGEMENT

The Participants' Sub-Fund is represented by redeemable units. These units are entitled to payment of a proportionate share, based on the Fund's net asset value per unit on the redemption date.

The Sub-Fund's objectives when managing funds received are to safeguard its ability to continue as a going concern so that it can continue to provide returns for participants and to maintain a strong base to meet unexpected losses or opportunities.

In accordance with the risk management policies, the Sub-Fund endeavours to invest the subscriptions received in appropriate investments while maintaining sufficient liquidity to meet redemption requests. Such liquidity being augmented by short-term borrowings or disposal of investments where necessary.

All units, including the core units, and fractions thereof represent an undivided share in the pertinent sub-funds of the Fund and rank parri passu as their rights in the net assets and earning of the sub-fund are not tradable or transferable. Each participant has a beneficial interest in the sub-fund proportionate to the units held by such participant in such sub-fund.


20 GENERAL

20.1 Figures have been rounded off to the nearest thousand Rupees, unless otherwise stated.

21 DATE OF AUTHORISATION FOR ISSUE

These financial statements were authorised for issue on April 28, 2026 by the Board of Directors of the Pension Fund Manager.

For ABL Asset Management Company Limited
(Pension Fund Manager)



Saqib Matin
Chief Financial Officer



Naveed Nasim
Chief Executive Officer



Pervaiz Iqbal Butt
Director

سرمایہ کاری کے مواقع اور خطرات کا انتظام

مارکیٹ کے موجودہ حالات کی روشنی میں، ہم ڈپازٹ ڈیلز کو محفوظ بنانے کے لیے بینکوں کے ساتھ فعال طور پر گفت و شنید کر رہے ہیں جو T-Bill کی پیداوار سے زیادہ منافع کی شرح پیش کرتے ہیں۔ یہ حکمت عملی ہمیں اپنے پورٹ فولیوز کی چلتی ہوئی پیداوار کو بڑھاتے ہوئے مختصر مدت کے مواقع سے فائدہ اٹھانے کے قابل بنائے گی۔ ہم اپنے سرمایہ کاری کے فیصلوں میں ہوشیاری کا مظاہرہ کرتے رہیں گے، بغیر کسی خاطر خواہ معاشی تعاون کے سنگل ہندسوں کی پالیسی ریٹ کی مارکیٹ کی توقعات سے گریز کریں۔

آخر میں، جولائی 2024 سے مارچ 2025 تک کرنسی مارکیٹ اور فلکسڈ انکم سیگمنٹ کے لیے ہمارا نقطہ نظر ایک متوازن نقطہ نظر سے متصف ہے، ممکنہ خطرات سے چوکس رہتے ہوئے مواقع سے فائدہ اٹھاتا ہے۔ ہم اپنے پورٹ فولیوز میں منافع کو بہتر بنانے اور لیکویڈیٹی کو برقرار رکھنے پر توجہ مرکوز کرتے ہوئے ابھرتے ہوئے منظر نامے کو نیوگیٹ کرنے کے لیے پرعزم ہیں۔

اعتراف

مینجمنٹ کمیٹی کا بورڈ آف ڈائریکٹرز سیکورٹیز اینڈ ایکسچینج کمیشن آف پاکستان کا ان کی گرانقدر حمایت، مدد اور رہنمائی کا شکریہ ادا کرتا ہے۔ بورڈ مینجمنٹ کمپنی کے ملازم اور ٹرسٹی کا ان کی لگن اور محنت کے لیے اور یونٹ ہولڈرز کا، مینجمنٹ کمپنی پر اعتماد کے لیے بھی شکریہ ادا کرتا ہے۔

بورڈ کی طرف سے اور بورڈ کے لئے



نوید نسیم

چیف ایگزیکٹو آفیسر



ڈائریکٹر

لاہور، 28 اپریل، 2026

منفعتی شرح کی معمول کی صورت اور سرمایہ کاری کی حکمت عملی

چونکہ پالیسی کی شرح تقریباً نیچے آچکی ہے، ہم امید کرتے ہیں کہ پیداوار کے منحنی خطوط کو معمول پر لایا جائے گا، جس میں طویل مدتی آلات کی تجارت پالیسی کی شرح پر وسیع تر مثبت پھیلاؤ پر ہوگی۔ امکان ہے کہ مختصر مدت کے آلات پالیسی ریٹ کے قریب تجارت جاری رکھیں گے، جو موجودہ لیکویڈٹی ماحول کی عکاسی کرتے ہیں۔ اس کی روشنی میں، ہم چلتی پیداوار کو بہتر بناتے ہوئے دورانیہ کو کم کر کے اپنے منی مارکیٹ پورٹ فولیوز کو حکمت عملی کے ساتھ تبدیل کر رہے ہیں۔ ہماری توجہ 3-ماہ اور 6-ماہ کے ٹریژری بلز (T-Bills) اور پندرہویں فلورٹز کی طرف جائے گی، جو لیکویڈٹی کو برقرار رکھتے ہوئے پرکشش پیداوار پیش کرتے ہیں۔

انکم فنڈز کے لیے، ہماری توجہ نیم سالانہ ری سیٹنگ فلونگ ریٹ پاکستان انویسٹمنٹ بانڈز (PIBs) سے قلیل مدتی آلات جیسے کہ 3-ماہ اور 6-ماہ کے T-Bills کے ساتھ ساتھ پندرہ روزہ فلورٹز پر منتقل ہو جائے گی۔ مزید برآں، ہم ڈپازٹ سودوں کو محفوظ بنانے کے لیے بینکوں کے ساتھ فعال طور پر بات چیت کر رہے ہیں جو T-Bill کی پیداوار سے زیادہ منافع کی شرح پیش کرتے ہیں، جو ہمیں اپنے پورٹ فولیوز کی مجموعی پیداوار کو بڑھاتے ہوئے ممکنہ سرمائے سے فائدہ اٹھانے کے قابل بناتے ہیں۔

اسلامی آمدنی والے طبقے کے لیے، ہماری توجہ طویل مدتی مقررہ شرح سکوک سے فلونگ ریٹ سکوک کی طرف منتقل ہو جائے گی کیونکہ نیچے آنے کے بعد پیداوار بڑھنا شروع ہو جائے گی۔ مزید برآں، ہم منافع کو بڑھانے کے لیے مناسب پیداوار پر حکومتی اجارہ سکوک کی تجارت میں فعال طور پر مشغول ہوں گے۔ اسلامک منی مارکیٹ سیگمنٹ کے لیے، ہم ایک جارحانہ حکمت عملی اپناتے رہیں گے، جس کے تحت ہم حکومتی اجارہ سکوک میں منافع کو بڑھانے کے لیے سرمایہ کاری کریں گے، جب کہ ہم اسلامی کیش فنڈ میں ایک محتاط موقف اپنائیں گے جس میں حکومتی اجارہ سکوک میں کم سے کم یا نمائش نہیں ہوگی۔

بیرونی عوامل اور آئی ایم ایف کے ساتھ تعلقات

توقع ہے کہ آئی ایم ایف کا وفد بجٹ کی سفارشات کے لیے اپریل میں پہنچے گا اور یہ ہمارے نقطہ نظر کی تشکیل میں اہم ہوگا۔ جب کہ ہم ٹیکس وصولی اور گردش قرضے سے متعلق معمولی چیلنجوں کی توقع کرتے ہیں، عالمی بینک کی جانب سے پاکستان کے لیے 40 بلین امریکی ڈالر کے پائرنشپ فریم ورک کی حالیہ منظوری اور متحدہ عرب امارات کی جانب سے 2 بلین امریکی ڈالر کے ڈپازٹ میں توسیع مثبت پیش رفت ہیں جو ہمارے غیر ملکی ذخائر کو تقویت دیتی ہیں۔ کرنٹ اکاؤنٹ سرپلس، جس کی مدد سے ترسیلات زر اور برآمدات میں اضافہ ہوتا ہے، ہمارے اقتصادی نقطہ نظر کو مزید بہتر بناتا ہے۔

ہم اپنے غیر ملکی ذخائر پر بیرونی قرضوں کی فراہمی کے ممکنہ اثرات کے بارے میں محتاط رہتے ہیں کیونکہ دنیا ایک نئے کثیر قطبی دور کی طرف بڑھ رہی ہے جس کی نشاندہی پہلے سے ہی اعلیٰ ترین سطح کی جغرافیائی سیاسی کشیدگی اور کئی دہائیوں میں طاقت کے بڑے مسابقت سے ہوتی ہے۔

آڈیٹر

میسرز کروفرگوسن اینڈ کمپنی (چارٹرڈ اکاؤنٹنٹس) کو 30 جون 2026 کو ختم ہونے والے سال کے لیے اے بی ایل جی او پی بی - پنشن فنڈ (ABLGOPB-PF) کے آڈیٹرز کے طور پر مقرر کیا گیا ہے۔

مینجمنٹ کمپنی کی کوالٹی کی درجہ بندی

24 اکتوبر 2025 کو: پاکستان کریڈٹ ریٹنگ ایجنسی لمیٹڈ (PACRA) نے اے بی ایل ایسیٹ مینجمنٹ کمپنی (ABL AMC) کی مینجمنٹ کوالٹی ریٹنگ (MQR) کو (AM-One) (AM1) تفویض کی ہے۔ تفویض کردہ درجہ بندی پر آؤٹ لک 'مستحکم' ہے۔

آؤٹ لک اور اسٹریٹیجی

لیکوئڈٹی کی صورت حال آرام دہ رہی، اور پورے عرصے میں T-Bill اور PIB نیلامیوں میں مضبوط شرکت دیکھی گئی۔

- ابتدائی: FY-26 مختصر تادری میانی مدت والے آلات کو ترجیح دی گئی۔
- دسمبر تا جنوری: منافع کی کمی نے طویل مدتی سرمایہ کاری کو سپورٹ کیا۔
- فروری تا مارچ: منافع میں تیز اضافہ نے توجہ دوبارہ محتاط پوزیشننگ کی طرف منتقل کر دی۔

حکمت عملی کا منظر نامہ

- اعلیٰ لیکوئڈٹی اور مختصر مدت والے آلات میں سرمایہ کاری کو برقرار رکھیں۔
- بڑھتی ہوئی مہنگائی کے دوران جارحانہ طویل مدتی سرمایہ کاری سے گریز کریں۔
- منافع میں اچانک اضافہ ہونے پر درمیانی مدت والے آلات میں محتاط اضافہ کریں۔
- سرمایہ کاری کا دھیان تدریجی آمدنی اور دوبارہ سرمایہ کاری کی حکمت عملی کی طرف منتقل کریں۔

مہنگائی کے رجحانات اور پالیسی ریٹ کی استحکام

افراط زر کا حالیہ رجحان، مارچ 2025 میں کنزیومر پرائس انڈیکس (CPI) کے 0.7 فیصد YoY تک گرنے کے ساتھ، میکرو اکنامک استحکام میں مثبت تبدیلی کی عکاسی کرتا ہے۔ یہ کمی، بہتر سپلائی ڈائنامکس اور سازگار بنیادی اثرات کی وجہ سے، ایک معتدل رفتار کے باوجود جاری رہنے کی توقع ہے۔ بنیادی افراط زر میں معمولی اضافہ ہوا ہے لیکن قابل انتظام سطح کے اندر ہے۔ اسٹیٹ بینک آف پاکستان (SBP) نے سخت مالیاتی پالیسی کے اپنے موجودہ موقف کو برقرار رکھا ہے جو کہ اعداد و شمار پر مبنی ہے، پالیسی کی شرح آنے والی سہ ماہیوں میں 10 فیصد تک گر سکتی ہے، تاہم، ہم توقع کرتے ہیں کہ اسٹیٹ بینک پالیسی کی شرح میں مزید کسی بھی نیچے کی ایڈجسٹمنٹ پر غور کرنے سے پہلے مہنگائی کے دباؤ اور بیرونی معاشی حالات پر کڑی نظر رکھتے ہوئے ایک محتاط رویہ اپنائے گا۔

گورنمنٹ سیکورٹیز مارکیٹ میں، PKRV کی پیداوار 26 MFY 9 کے زیادہ تر کے دوران وسیع پیمانے پر مستحکم رہی۔ مختصر اختتام پر، 1 ماہ کی پیداوار بڑی حد تک فلیٹ رہی، جبکہ 3 ماہ اور 6 ماہ کی پیداوار میں بالترتیب 27bps اور 75bps کا اضافہ ہوا۔ درمیانی مدت (2Y-5Y) اور طویل مدتی (6Y-20Y) میں بھی معمولی اضافہ دیکھا گیا، جو محتاط پوزیشن کی عکاسی کرتا ہے۔ تاہم، پیداوار میں اضافہ بنیادی طور پر مدت کے اختتام کی طرف مرتکز تھا اور حالیہ جغرافیائی سیاسی غیر یقینی صورتحال کی وجہ سے ہوا، جس کی وجہ سے وکری میں عارضی اضافہ ہوا۔ مجموعی طور پر، پیداوار زیادہ تر مدت کے دوران مستحکم رہی۔

ٹریڈری بلز کے حصے میں، شرکت مضبوط رہی، جس کی کل بولی 32.07 ٹریلین روپے تھی، جب کہ حکومت نے PKR 14.36 ٹریلین قبول کی، جو کہ گزشتہ سال کی اسی مدت کے مقابلے میں شرکت میں 42.5 فیصد اور قبولیت میں 59.4 فیصد اضافے کو ظاہر کرتا ہے۔ پاکستان انوسٹمنٹ بانڈز (PIBs) میں، 3.34 ٹریلین روپے کی منظوری کے ساتھ کل شرکت 10.00 ٹریلین روپے رہی، جو کہ گزشتہ سال کی اسی مدت کے مقابلے میں شرکت میں نمایاں 90.7 فیصد اضافہ ہے۔ یہ طویل مدتی آلات میں بہتر سرگرمی کی نشاندہی کرتا ہے کیونکہ سرمایہ کاروں نے مدت کے دوران بتدریج توسیع کی ہے۔

میوچل فنڈ انڈسٹری کا جائزہ

پاکستان کی اوپن اینڈ میوچل فنڈ انڈسٹری کے کل اثاثے زیر انتظام (AUMs) نے مالی سال 26 کے پہلے آٹھ مہینوں کے دوران 18 فیصد سال بہ تاریخ (YTD) کی صحت مند نمو ریکارڈ کی، جو جون 2025 کے آخر میں 3,833 بلین روپے سے بڑھ کر فروری کے آخر تک 4,530 بلین روپے تک پہنچ گئی۔ سیکمیں انکم فنڈز میں تقریباً 150 بلین روپے کی زبردست آمد دیکھی گئی، جس میں YTD میں 31.2 فیصد اضافہ ہوا جو 631 بلین روپے پر بند ہوا۔ سرمایہ کاروں نے اسٹیٹ بینک آف پاکستان کی جانب سے مزید مالیاتی نرمی کی توقع میں طویل مدتی فکسڈ انکم سیکورٹیز کے لیے واضح ترجیح ظاہر کی۔ اسی طرح شریعہ کمپلائنٹ فکسڈ ریٹ فنڈز نے تقریباً 150 بلین روپے کا متاثر کن اضافہ ظاہر کیا، جو YTD میں 156 فیصد نمایاں اضافہ کو ظاہر کرتا ہے، جس سے ان کی AUM 245 بلین روپے ہو گئی۔ اس کے برعکس، منی مارکیٹ فنڈز (بشمول روایتی، شریعت کے مطابق، اور کیپٹل پروٹیکٹڈ دونوں اسکیمیں) بڑے پیمانے پر جمود کا شکار رہے، جس میں صرف 0.02 فیصد YTD کا معمولی اضافہ ہوا اور 1,904 بلین روپے تک پہنچ گیا۔ ملک بھر میں بڑھتی ہوئی مالی بیداری اور ایکویٹی مارکیٹوں میں مضبوط کارکردگی کی مدد سے میوچل فنڈ انڈسٹری نے ترقی کی امید افزا رفتار کا مظاہرہ کرنا جاری رکھا، جس نے سرمایہ کاروں کے مجموعی اعتماد اور خطرے کی بھوک کو بڑھایا۔

فنڈ کی کارکردگی

26 MFY 9 کے لیے، GOPB پنشن فنڈ نے 9.29% کا سالانہ منافع حاصل کیا۔ کل سرمایہ کاری کا 93.71% منافع کو بڑھانے کے لیے نقد رقم میں لگایا گیا۔

پالیسی اقدامات نے سپورٹ کیا۔ فیڈرل بورڈ آف ریونیو (FBR) نے پہلے نو ماہ کے دوران تقریباً 9,307 ارب روپے جمع کیے، جو پچھلے سال کے مقابلے میں دو ہندسوں کی ترقی ظاہر کرتا ہے، حالانکہ گھریلو فروخت کی سست رفتاری کی وجہ سے کچھ ہدف حاصل نہیں ہو سکا۔ بین الاقوامی مالیاتی فنڈ (IMF) پالیسی کے ستون کے طور پر قائم رہا۔ پاکستان نے جاری سہولیات کے تحت بات چیت کی، جس میں مالیاتی اصلاحات پر گفتگو ہوئی۔ IMF نے FY26 کے لیے GDP کی نمو تقریباً 3.2 فیصد پیش کی، جبکہ حکومت نے Q1 میں تیز رفتاری کے ساتھ 3.7 فیصد ہدف مقرر کیا۔

کنٹرول شدہ (حالانکہ بڑھتی ہوئی) مہنگائی، مستحکم زر مبادلہ کی شرح، مضبوط ترسیلات زر، اور بڑھتے ہوئے ذخائر کے ساتھ، پاکستان کی معیشت نے استحکام کا رجحان برقرار رکھا۔ اس مدت میں بیرونی کھاتے میں چمک اور ابتدائی صنعتی بحالی واضح ہوئی۔ مستقبل میں پائیدار نمو کے لیے مالی خسارے کو دور کرنا، برآمدات کو بڑھانا، پیداواری صلاحیت کو بہتر بنانا، اور بیرونی خطرات جیسے اشیاء کی قیمتوں کی غیر یقینی صورتحال اور علاقائی جیو پالیٹکس کو سنبھالنا ضروری ہو گا۔ ٹیکس، توانائی، اور سرمایہ کاری کے ماحول میں حکمت عملی اصلاحات، ساتھ ہی بنیادی ڈھانچہ اور ڈیجیٹل اقدامات، شامل اور مضبوط طویل مدتی نمو کے لیے لازمی ہوں گی۔

روایتی منی مارکیٹ کا جائزہ

9MFY26 میں، پاکستان کی افراط زر کی حرکیات وسیع پیمانے پر مستحکم رہی، کنزیومر پرائس انڈیکس (CPI) کی اوسطاً 5.64 فیصد سال بہ سال (YoY) گزشتہ سال کی اسی مدت میں 5.37 فیصد تھی، جو کہ معمولی اوپر کی طرف تعصب کے ساتھ بڑے پیمانے پر فلیٹ افراط زر کے ماحول کی نشاندہی کرتا ہے۔ ہیڈ لائن افراط زر پر قابو پانے کے دوران، بنیادی رجحانات میں نمایاں طور پر بہتری آئی، بنیادی افراط زر 9MFY26 میں 7.5 فیصد تک گر گیا جو 9 MFY25 میں 10.17 فیصد سے کم ہو کر طلب کی طرف دباؤ کو کم کرنے کی عکاسی کرتا ہے۔

جزوی نقطہ نظر سے، ہیڈ لائن افراط زر میں بنیادی شراکت کارپوریٹس میں رہے، اس کے بعد ٹرانسپورٹ، بڑی حد تک توانائی سے متعلق ایڈجسٹمنٹ کے ذریعے چلتی ہے۔ تاہم، خوراک کی مستحکم قیمتوں اور فراہمی کے بہتر حالات نے اس عرصے کے دوران وسیع تر افراط زر کے دباؤ کو روکنے میں مدد کی۔

مالیاتی محاذ پر، اسٹیٹ بینک آف پاکستان نے پالیسی ریٹ 10.5 فیصد پر مستحکم رکھا۔ 9MFY26 کے دوران پالیسی ریٹ اوسطاً 10.81 فیصد رہا، جو 9MFY25 میں 15.81 فیصد تھا۔ اس مدت کے دوران پالیسی ریٹ 11.0 فیصد سے 10.5 فیصد تک کم ہو گیا، آخری شرح میں کمی دسمبر 2025 میں دیکھی گئی، جس کے بعد مرکزی بینک نے محتاط توقف اختیار کیا۔

اس کے علاوہ، بیرونی ذخائر 21.79 ارب امریکی ڈالر پر مستحکم رہے، جس سے زر مبادلہ کی شرح میں استحکام اور سرمایہ کاروں کے اعتماد کو فروغ ملا۔

مینجمنٹ کمپنی کے ڈائریکٹرز کی رپورٹ

اے بی ایل جی او پی بی پنشن فنڈ (اے بی ایل جی او پی بی - پی ایف) کی انتظامیہ کمپنی، اے بی ایل ایسٹ مینجمنٹ کمپنی لمیٹڈ کے بورڈ آف ڈائریکٹرز ڈائریکٹرز 31 مارچ، 2026 کو ختم ہونے والے نو ماہ کے لئے اے بی ایل جی او پی بی پنشن فنڈ کے عبوری (غیر آڈٹ شدہ) فنانشل اسٹیٹمنٹ پیش کرنے پر خوشی محسوس کرتے ہیں۔

اقتصادی کارکردگی کا جائزہ

جولائی تا مارچ 2026 کے دوران، پاکستان کی معیشت نے مستحکم مزاحمت اور معتدل بحالی دکھائی، جو پہلے سے حاصل شدہ استحکام پر مبنی تھی، جبکہ عالمی سطح پر جیو پولیٹیکل تناؤ اور اشیاء کی قیمتوں کی غیر یقینی صورتحال موجود تھی۔ مستحکم ترسیلات زر، بہتر بیرونی ذخائر، اور صنعتی بحالی کی مدد سے ملک نے معاشی استحکام کو برقرار رکھا اور نئے چیلنجز کا مقابلہ کیا۔

ہیڈ لائن مہنگائی 9MFY26 میں معمولی اضافہ رہی، اوسطاً 5.6 فیصد، جو پچھلے سال کی کم بنیاد کے مقابلے میں تھا۔ ابتدائی مہینوں میں مہنگائی کم سطح سے بڑھ کر فروری میں 7.0 فیصد اور مارچ 2026 میں 7.3 فیصد تک پہنچ گئی، جس کی وجہ مثبت بنیاد کے اثرات کا کم ہونا، توانائی کی قیمتوں میں ردوبدل، اور عالمی تیل و فریٹ لاگت سے بیرونی دباؤ تھا۔ اس کے باوجود، رجحان تاریخی اونچائیوں سے بہت نیچے رہا۔ اسٹیٹ بینک آف پاکستان نے دسمبر میں پالیسی ریٹ 11.0 فیصد سے کم کر کے 10.5 فیصد کر دیا، جس سے مہنگائی کے خطرات اور نمو کی حمایت میں توازن قائم رہا۔

پاکستانی روپیہ نسبتاً مستحکم رہا اور امریکی ڈالر کے مقابلے میں عمومی طور پر 278-280 کی حد میں تجارت کی۔ یہ استحکام، بہتر ذخائر اور ترسیلات زر کی حمایت سے، درآمدی طلب اور عالمی غیر یقینی صورتحال کے باوجود بیرونی اعتماد قائم رکھنے میں مددگار رہا۔

پاکستان کا بیرونی شعبہ ایک اہم طاقت کے طور پر برقرار رہا۔ آٹھ ماہ کے دوران ترسیلات زر تقریباً 26.5 ارب ڈالر تک پہنچ گئیں، جو پچھلے سال کے مقابلے میں تقریباً 10.5 فیصد کا اضافہ تھا، جس میں سعودی عرب، متحدہ عرب امارات، اور برطانیہ کا اہم کردار تھا۔ غیر ملکی براہ راست سرمایہ کاری (FDI) نے مخلوط کارکردگی دکھائی، کچھ رپورٹس کے مطابق جولائی تا فروری کے دوران خالص آمدنی میں کمی ہوئی، حالانکہ بجلی اور مالیات جیسے بعض شعبوں نے نمایاں دلچسپی حاصل کی۔

مارچ 2026 کے آخر تک، زر مبادلہ کے کل ذخائر نمایاں طور پر مضبوط ہو کر تقریباً 21.7 بلین ڈالر ہو گئے (ایس بی پی ہولڈنگز تقریباً 16.4 بلین ڈالر کے ساتھ)، مالی سال 26 کے آغاز سے 14.3 فیصد زیادہ۔ اس نے بیرونی لیکویڈٹی کو تقویت بخشی اور جھٹکوں کے خلاف بفر فراہم کیا۔ کرنٹ اکاؤنٹ نے 8 MFY26 میں 700 ملین ڈالر کا معمولی خسارہ ریکارڈ کیا، جو کہ مضبوط ترسیلات زر کی وجہ سے بڑھتی ہوئی درآمدات سے وسیع تجارتی فرق کو پورا کرتی ہے۔

بڑے پیمانے پر مینوفیکچرنگ (LSM) شعبے نے مستحکم بحالی دکھائی، جولائی تا جنوری FY26 کے دوران تقریباً 5.8 فیصد اضافہ ہوا، پچھلے سال کے مقابلے میں کمی کے بعد۔ اہم عوامل میں گاڑیاں، ملبوسات، پیٹریولیم مصنوعات، اور خوراک شامل تھے، جسے ابتدائی کم ان پٹ لاگت اور



ABL Asset Management

Discover the potential

For Information on ABL AMC's Funds, please visit



www.ablamc.com

or



0800-22526

or visit any Allied Bank Branch